
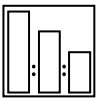



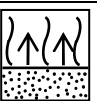



Technical Data Sheet

COBRA

Bedliner

PROPERTIES			
COBRA forms a fine-grained scratch-resistant coating. Protects against petrol, oil, water and salt. The product also has sound-proof and sound-dampening properties. It is UV resistant. Based on synthetic resins, it does not contain asphalt or bitumen compounds, and can be coated with any acrylic paints.			
USE			
Can be applied on chassis, body panels, boot interiors, SUV body floors, tube guards, wheel arches, off-road vehicle load bodies, and truck and bus floors.			
SUBSTRATES			
Two-component acrylic primers	Dry sand, finish level with P240 - P320, blow off the dust and degrease.		
Polyester putties	Dry sand, finish level with P240 - P320, blow off the dust and degrease.		
Two-component epoxy primers	No sanding for up to 12 hours, sand with P320 afterwards, blow off the dust and degrease.		
Steel	Apply on the epoxy, acrylic primers or the existing layer of the 2K coat when sanded down.		
Stainless steel	Apply on the epoxy, acrylic primers or the existing layer of the 2K coat when sanded down.		
Wash primers	Apply after drying.		
Plastics	Degrease with PLUS 780, matt with an abrasive cloth, degrease again. Apply the PLUS 700 Adhesion Increasing Agent.		
Polyester laminates	Degrease, dry sand with P280, blow off the dust and degrease again.		
Do not apply on one-component products.			
VOC CONTENT			
VOC II/B/e limit*			840 g/l
Actual VOC (UBS gun)			460 g/l
Actual VOC (conventional gravity-fed spray gun)			530 g/l
* For ready to apply mixture acc. to EU Directive 2004/42/EC			
MIXING RATIO			
UBS gun			
Shake the container for approx. 1 min before use, add the Hardener, and shake for another 2 min.			
	4.0 mm nozzle for thick textured layers		
		Weight ratio	Volume ratio
	COBRA Black / COBRA for Color	100	3
	Hardener	26	1

Conventional gravity-fed spray gun				
Shake the container for approx. 1 min before use, add the Hardener with THIN 850, and mix.				
	2.5 mm nozzle for moderately textured layers			
	COBRA Black / COBRA for Color	Weight ratio	Volume ratio	
	Hardener	100	3	
	THIN 850	26	1	
		0 - 4	0 - 5 %	
	1.4 - 1.8 mm nozzle for fine textured layers			
	COBRA Black / COBRA for Color	Weight ratio	Volume ratio	
	Hardener	100	3	
	THIN 850	26	1	
		17 - 20	25 - 30 %	
Apply the thinner in the amount calculated for COBRA Black / COBRA for Color.				
APPLICATION CONDITIONS				
It is recommended to apply the product at over 15°C and humidity of 80% or lower.				
APPLICATION				
 <p>CAUTION: Follow the equipment manufacturer's guidelines</p>		UBS gun	Conventional gravity fed spray gun	
	Nozzle	4.0 mm	2.5 mm	1.6 - 1.8 mm
	Pressure	2 - 4 bar	2 - 4 bar	2 bar
	Distance	20 - 40 cm	20 - 40 cm	10 - 15 cm
	Single dry layer thickness	200 - 250 µm	100 - 120 µm	70 µm
	The yield of the ready to use mixture for the given range of dry layer thickness	2 - 2.5 m ² /l	4.5 m ² /l	6 m ² /l
	Number of layers	1 - 2		
	Mixture life at 20° C	1h		
	Flash-off time between layers at 20° C	20 - 25 min	15 min	10 min
<ul style="list-style-type: none"> Apply in one or two single coats. The texture grain depends on the nozzle size and the thinning ratio. The time to recoat for the UBS gun is 20 - 25 min and for the conventional gravity-fed gun is 10 - 15 min. Do not apply on the exhaust system or the engine. 				

IR DRYING	
	Drying with IR lamps is not recommended.
PAINT CABIN DRYING	
<ul style="list-style-type: none"> After the lapse of 2 hours from applying the last layer, hold COBRA at 40°C. Recommended holding time: 1 hour. IMPORTANT! The holding process will only accelerate the first curing stage. For heavy duty use, it is recommended to wait 7 days after application before using the coating. 	
CURING TIMES	
Dust-free	45 - 60 min/ 20°C
Tack-free	3 h/ 20°C
Operating hardness	3 days/ 20°C
Ending hardness	7 days/ 20°C
TOP COATING	
<ul style="list-style-type: none"> COBRA is coatable with basecoats, clearcoats and direct topcoats. Wait a minimum of 3 hours before coating. Mat down the topcoat after 24 hours after applying COBRA. Use a needle cloth or sand paper. Next, degrease with PLUS 780. 	
COBRA ANTI-SLIP ADDITIVE	
<ul style="list-style-type: none"> The COBRA Anti-Slip Additive is recommended for producing a surface texture with full anti-slip properties. APPLICATION: Add the correct amount of the Anti-Slip Additive to COBRA, mix thoroughly for 1-2 minutes, add the hardener, and mix again for ca. 1 minute. IMPORTANT! The obtained anti-slip properties will depend on the applied texture. Perform a test application beforehand. Wear safety glasses. 	
COLOUR	
<ul style="list-style-type: none"> Black Pigmented version: Use 10% to 15% of Spectral 2K or Spectral Base pigment pastes by weight (of Component A). 	
EQUIPMENT CLEANING	
THIN 850 acrylic thinner or NC solvent	
STORAGE CONDITIONS	
Store in a cool dry room, away from sources of fire and heat. Avoid direct exposure to sunlight.	
SHELF LIFE	
COBRA Black / COBRA for Color	18 months/20°C
Hardener	18 months/20°C
THIN 850	24 months/20°C

SAFETY

See the Safety Data Sheet.

OTHER INFORMATION

Registration number: 000024104.

The effectiveness of our systems results from laboratory research and many years of experience. The data contained herein meets the current knowledge about our products and their application potential. We ensure high quality, provided the user follows the instructions and the work is performed in accordance with good workmanship. It is necessary to perform a test application of the product due to its potentially different reaction with different materials. We may not be held liable for defects if the final result was affected by factors beyond our control.

COBRA Black

COBRA Black		Hardener	
L	g	L	g
0.3	383	0.1	100
0.6	765	0.2	200
1.0	1275	0.33	330
2.0	2550	0,65	665
3.0	3825	1	1000

COBRA for Color

COBRA for Color		Pigment		Hardener	
L	g	ml	g	L	g
0.3	383	30 ÷ 45	33 ÷ 50	0.1	100
0.6	765	60 ÷ 90	66 ÷ 100	0.2	200
1.0	1275	100 ÷ 150	110 ÷ 165	0.33	330
2.0	2550	200 ÷ 300	220 ÷ 330	0,65	665
3.0	3825	300 ÷ 450	330 ÷ 500	1	1000

COBRA Black with anti-slip additive					
COBRA Black		Anti-slip additive		Hardener	
L	g	ml	g	L	g
0.3	383	50	80	0.1	100
0.6	765	100	160	0.2	200
1.0	1275	180	260	0.33	330
2.0	2550	350	510	0,65	665
3.0	3825	500	765	1	1000

COBRA for Color with anti-slip additive							
COBRA for Color		Pigment		Anti-slip additive		Hardener	
L	g	ml	g	ml	g	L	g
0.3	383	30 ÷ 45	33 ÷ 50	50	80	0.1	100
0.6	765	60 ÷ 90	66 ÷ 100	100	160	0.2	200
1.0	1275	100 ÷ 150	110 ÷ 165	180	260	0.33	330
2.0	2550	200 ÷ 300	220 ÷ 330	350	510	0,65	665
3.0	3825	300 ÷ 450	330 ÷ 500	500	765	1	1000